

あさがおポドゲチャンネルの
アシスタントがボードゲームに

ポロンちゃんのマジカル

レックス

English Version

動画アシスタント

あさがおによる

なんです！

完全描き下ろし！

こんなポロンちゃん
見た事ない！？



Poron-chan's magical lesson

Players

1~4

Time


15min~

Age

8~

Components: 20 Magic cards, 4 Turn cards, 11 Lesson cards, 1 2D code card.


Magic card (4 elements x 5 colors)



Lesson cards



Turn cards



★☆☆Story☆☆★

Poronchan will show you her magic, so let's remember well!
Did you remember it? Well, there's an question from Poron-chan!
Which time did the magic with this background color was used?

Of course you remember it don't you?

What? Of course you need to answer which magic
was used, so it won't be a lesson.

★☆☆Overview☆☆★

Remember the magic!

There are four types of magic, but not easy to remember!?

Remember the combination of magic and color on revealed card.

If you answer correct magic with color specified by Poron-chan,
You will get a score.

But if you have mistaken, your score will be taken away.

Simple but exciting party card game!

★☆☆Victory condition☆☆★


Player who had earned 15 or more points when ending the round,

or

Player who had earned most points when 6 rounds had finished.

★☆☆Preparation ☆☆☆

- ① Shuffle magic card and lesson card faced down, then make each pile and place it on the table.



- ② Turn cards will be used as same number as players.
Return the cards that will not be used to box.
※ Solo play rules are discussed below.

- ③ Person who watched videos of “Asagao board game channel”
on YouTube will be the starting player.
If no one corresponds to this,
decide it by fair way, such as Rock Paper Scissors.

★☆☆Game walkthrough☆☆★

Poron-chan’s magical lesson is an game competing
to earn scores by repeating rounds.
Each round are composed by process below.

① Revealing magic cards

Draw seven cards from top of magic card pile,
and lineup faced up by the pile.



★☆☆Game walkthrough☆☆★



②Study time

Each player will remember the combination of magic and color of revealed magic cards.

Starting player will stop this study time at any timing after ten or more seconds.

After this, Flip the revealed magic cards faced down.

※Be careful not to change the order of cards, when facing down.




★☆Game walkthrough☆☆★

③Deciding turns

All players, including starting player will decide when they answer for this round, and receive a turn card.




player 1
Alpaca



player 2
Banana



player 3
Cat



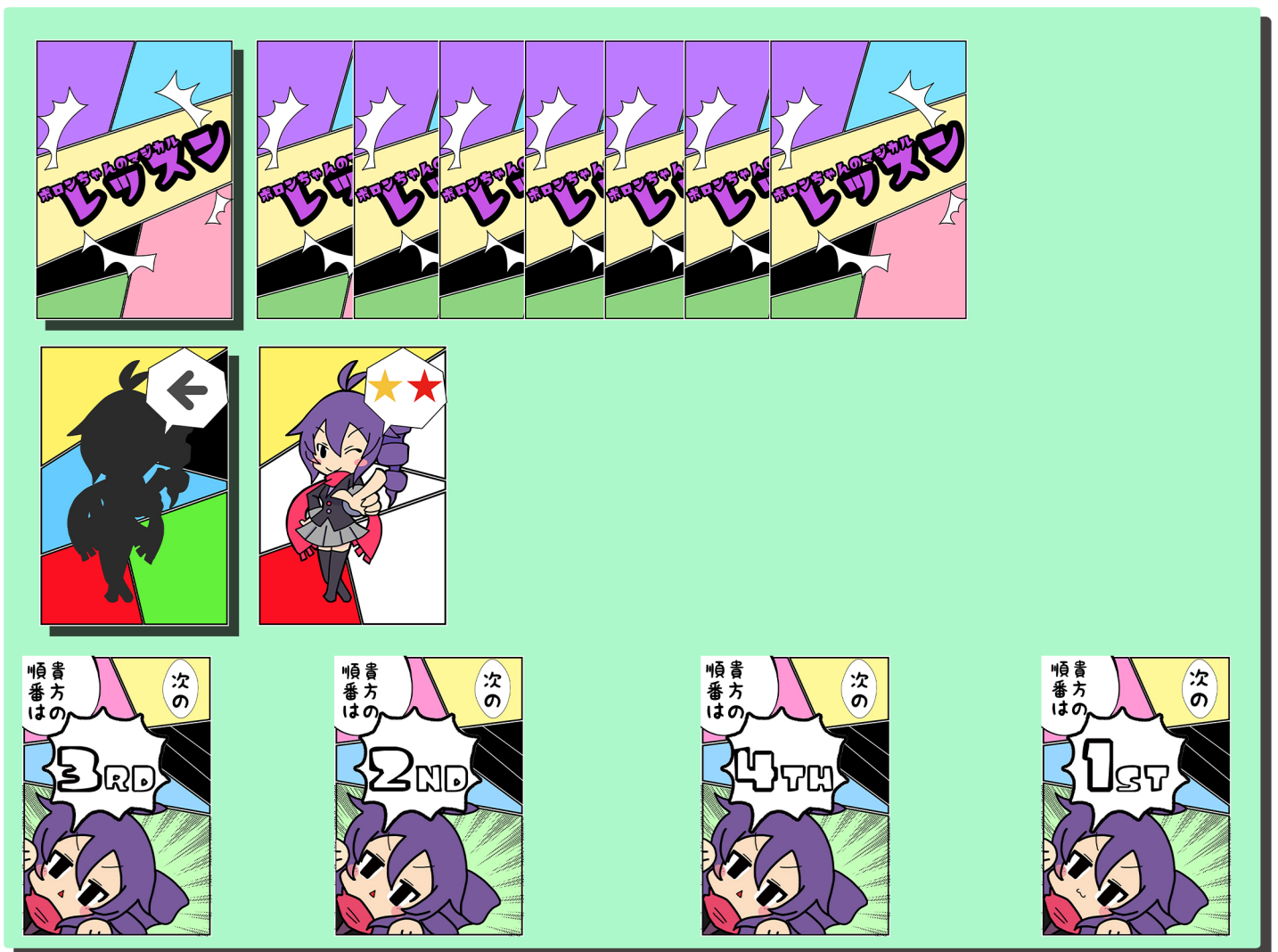
player 4
Duck

【start player】

★☆Game walkthrough☆☆★

④Revealing lesson card

Starting player will reveal a card from lesson card pile and place it faced up next to it.



player 1
Alpaca



player 2
Banana



player 3
Cat



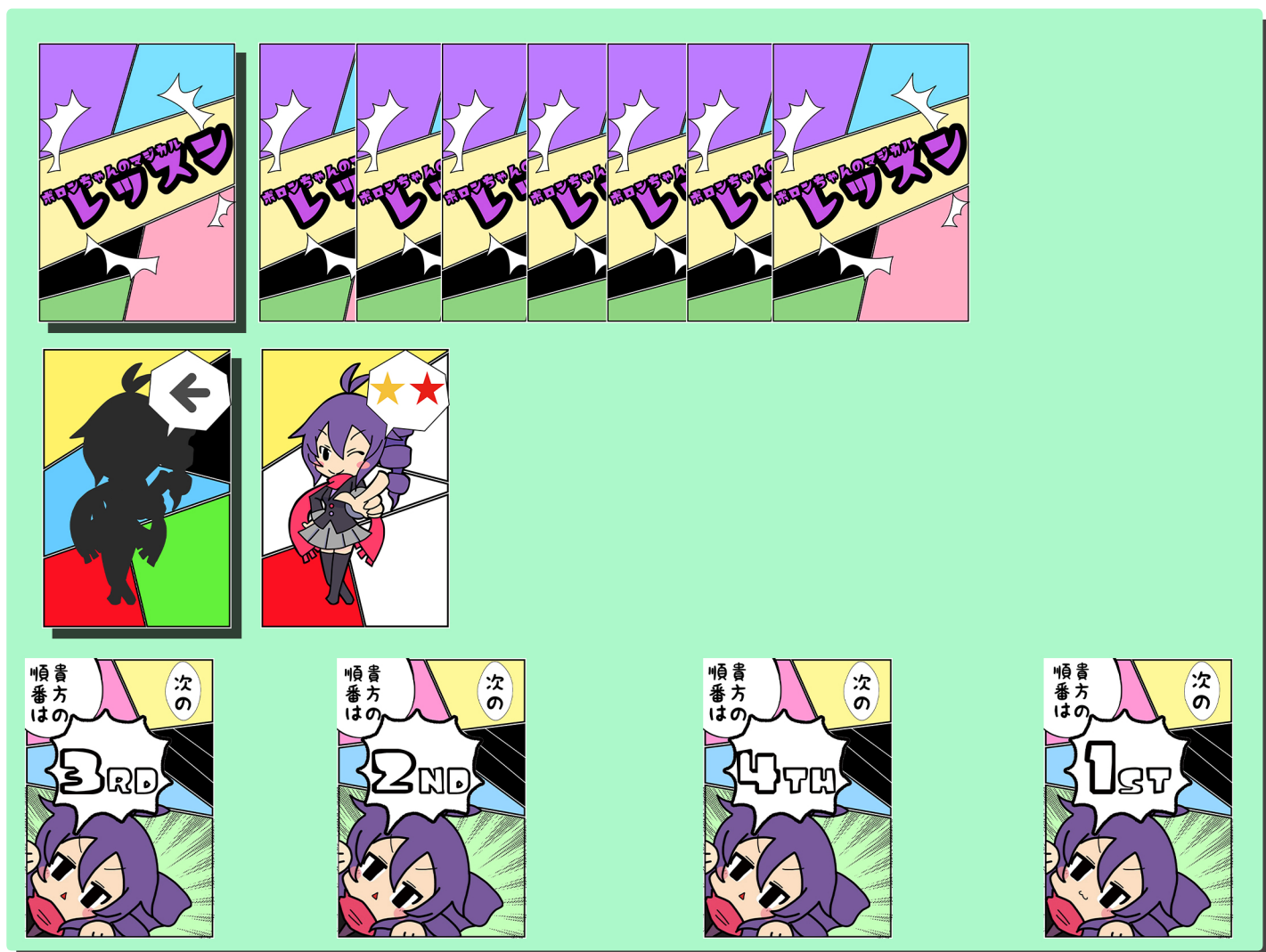
player 4
Duck

★☆Game walkthrough☆☆★


⑤ Answering time

Answering will take order from player who received 1st card.
Player will answer the detail of magic card that is faced down,
from indicated direction which is described on top card
of lesson card pile.

From example below, player needs to answer the magic which was used on red or yellow card from right.



player 1
Alpaca



player 2
Banana



player 3
Cat



player 4
Duck

★☆☆Game walkthrough☆☆★

Answerer will answer by following rules.

[If you guess the card has assigned color.]

➔ Answer the magic that Poron-chan has used.

At this moment, name of the magic can be anything,
if other players can understand.

(Ex:If it is fire magic, it could be fire•flame•inferno, and so on)



[If you guess the card doesn't have assigned color.]

➔ Answer that the color is wrong.



If you are not sure, you can pass.

But, you need to answer at least once at your turn.

Continue your turn till you guess the wrong answer or pass.

★☆☆Game walkthrough☆☆★

Check the answer when player answers.

Flip the faced down magic card to upside from the endmost of direction to check.

[If correct]

+1 point

[If not correct]

-1 point

On each round, score rate of last magic card is three!
Of course subtract will also be three.



★☆☆Game walkthrough☆☆★

Each players will take turns by these processes.

Round will end when the last card is revealed.

If any player had earned 15 or more points at this moment, that player will be the winner and the game ends.

If the winner aren't decided, prepare the next round.

Player who has the lowest score will be the next starting player.

If there are more than one person, the nearest player from last starting player, on clockwise, will be the next starting player.

After deciding the starting player, shuffle all magic card, faced down. Then lineup the cards.

Place +1 card to the number of cards placed at previous round.

Game flow is same as previous round.

Repeat rounds till the victory condition is fulfilled.

★☆☆FAQ☆☆★

Q: When finishing the round, several players fulfilled the victory condition.

A: Player with the highest score will win the game. If the score is also same, share the victory.

Q: Don't know the meaning of the magic, which other player had answered.

A: Say it honestly that you don't understand what that player is saying. Player who was said that may say more understandable magic name.

Q: 2 years have passed during study time.

A: We have mentioned the time will be any time though, 1 minute would be an longest time.

Q: Do we need to return used study cards to the pile every time?

A: No. Revealed cards will remain on the play area. Also, pile up next revealed card on former card.

Q: Want to raise difficulty.

A: If all player agrees, change the answering method of when the card with the color which is not assigned, to 'card with what color' that is same as explained next on solo playing rules.

★☆☆Solo playing☆☆★

On solo play, turn cards are not used.
Return these to box, when starting the game.



Except the change above, prepare the game as basic rules.

Reveal 7 magic cards from pile and line up. After 10~30 seconds of study time, flip the cards faced down, and reveal the lesson card. Answer the cards.

If color assign card is revealed, answer what kind of magic which Pron-chan had used, same as basic rules.

If the revealed lesson card was not color assignment card, Answer what color it was.

**If player answers wrong answer even once, the lesson will fail.
Go for max level of 20 cards.**

**When retiring the game, player may pass the already cleared level.
If player is confident, challenge how far they can go without retiring during the game.**

★☆☆Credits☆☆★

★Game design★

Asobo-ya

★Illustration ★

あさがおボドゲチャンネル

<https://www.youtube.com/channel/UCgb28hsMkQRP1VTsKruVHFw>



★Test play★

Members of Earth Defense Force

★Inquiry★

If there are unclear points on rules, or shortage nor damage on components, contact us from inquiry form of Asobo-ya official homepage or mail address below.

asobo-ya website

<https://asobouyabg.wixsite.com/asobouya>

Email Address

asobouya_sp@yahoo.co.jp